

Réseau Renouvaud

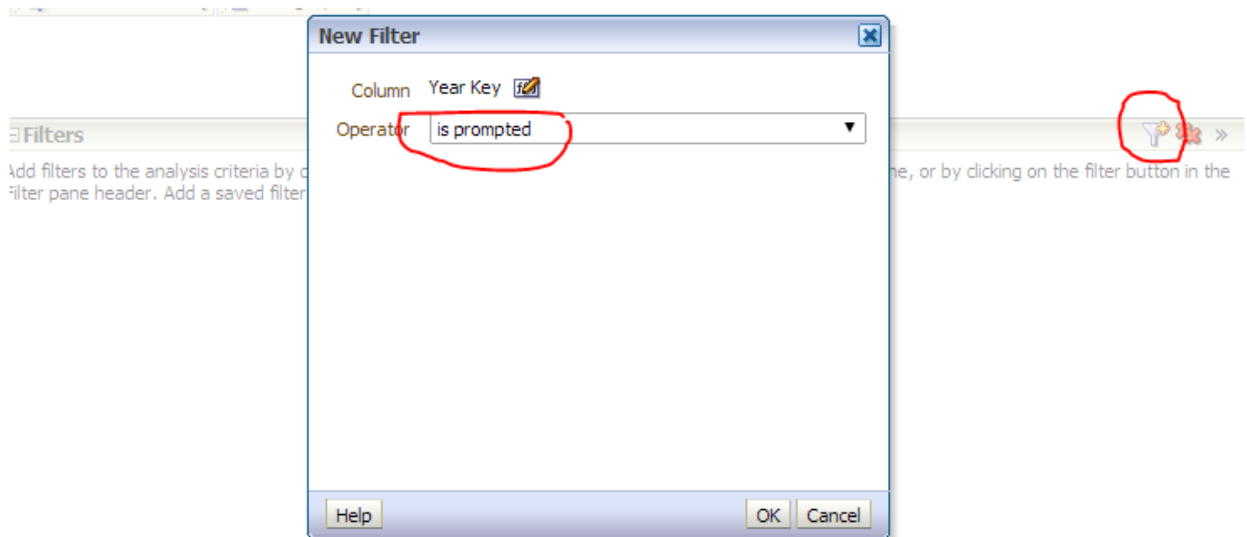
Readme : staggering application.

The purpose of this application is to stagger the return dates of books.

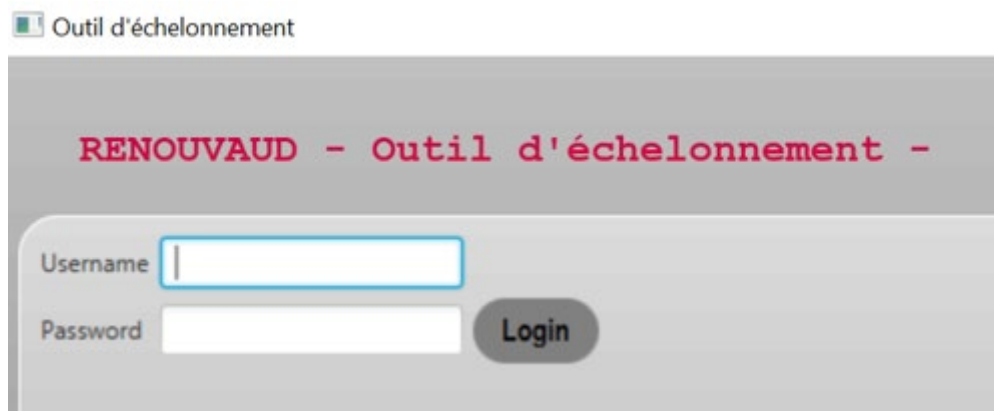
To run this application, we need to configure filters in analytics as explained by the screenshots below:



The six fields must be added in order as shown in the screenshot. They should be set to 'prompted' as indicated in the screenshot below (<https://developers.exlibrisgroup.com/blog/Working-with-Analytics-REST-APIs/>).



Launch the app by double clicking the bat file (or call the jar file from a command-line If you run some kind of Linux/MacOS/BSD operating system). Log by admin / admin.



Enter the API key and hit the Enter key



Then enter the path of your analytics report

Outil d'échelonnement

admin admin Logout

Choisir une ApiKey : *

Chemin complet du fichier analytics : *

Terminé

Choisir une bibliothèque : *

Choisir une date : * Load

Then choose a library and a due date and click Load.

Outil d'échelonnement

admin admin Logout

Choisir une ApiKey : *

Chemin complet du fichier analytics : *

Terminé

Choisir une bibliothèque : *

Choisir une date : * Load

The app lists the loan from the analytics report and count them. If they are equal or superior to 5, they can be postponed.

All you have to do is add one or more dates.

Then click “start echelonnement”: the system prompts a warning. Review the summary and click OK.


Once you click OK, the loans are divided in groups. The first one is unchanged. Every other group is postponed by the date you specified.


Loans are processed. Please wait – be aware that prod is faster than sandbox !


Terminé

Total : 124


Ajouter une date d'échelonnement :

Update users:  Copying: 18284881320002852

Update users:  Copying: 18391818830002852

Update users:  Copying: 18649623230002852




At the end of the process all updates are completed.



Terminé

Total : 124


Ajouter une date d'échelonnement : Ajouter

Supprimer
Supprimer
Supprimer


Start échelonnement

Update users:


Terminé


Updated: 41

Update users:


Terminé

Updated: 41

Update users:


Terminé

Updated: 42

You can check the report generated in the same folder of the bat and jar files.

1	userId	LoanId	LoanDate	newDue
2	209200002	186491992	2020-08-2	
3	209200002	186492002	2020-08-2	
4	209200002	186492012	2020-08-2	
5	209200002	186492022	2020-08-2	
6	209200002	186492026	2020-08-2	
7	209200002	186492036	2020-08-2	
8	209200002	186492045	2020-08-2	
9	209200002	186492057	2020-08-2	
10	209200002	186492062	2020-08-2	

Please get in touch with contact@renouvaud.ch for any question regarding the app. If you happen to improve the app, please let us know for the whole community to benefit from the tool.

1 Titre 1

1.1 Titre 2

1.1.1 Titre 3

Normal



Historique des versions, modifications et rôles

Version	Date	Description, modifications, remarques	Nom ou rôle
0.1	22.10.2016	Initialisation du document	JFR
0.2			
0.3			
0.4			
0.5			